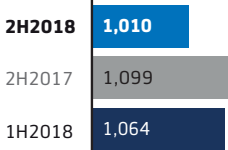


# 2H2018 Results

## HALF YEAR INFOGRAPHIC

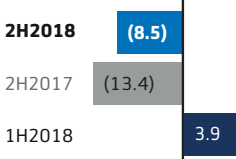
**Underlying Earnings**  
EUR million

**1,010**



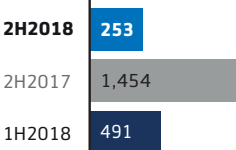
**Net Deposits**  
EUR billion

**(8.5)**



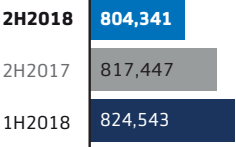
**Net Income**  
EUR million

**253**

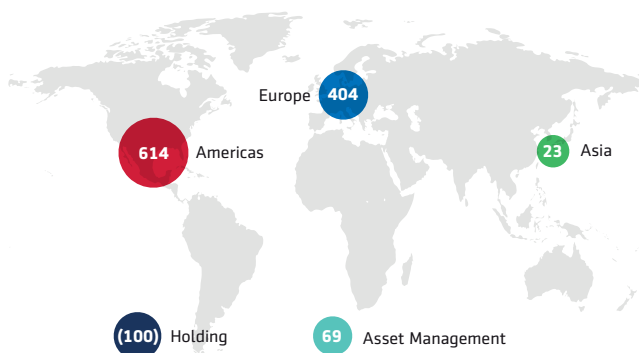


**Revenue Generating Investments**  
EUR million

**804**



## UNDERLYING EARNINGS BY REGION (EUR MILLION)



“ We have broad initiatives in place to provide additional, value-added services and drive sales growth in all our businesses. ”



Alex Wynaendts  
CEO